

Risk Disclaimer: This publication is for informational purposes only and nothing herein should be construed as a solicitation, recommendation or an offer to buy or sell any fund. All investments in mutual funds are subject to market risks. Past performance is not necessarily indicative of future results. Please read the Offering Document to understand the investment policies and risks involved.



FUND MANAGERS REPORT

OCTOBER 2015

Mutual Fund Association of Pakistan (MUFAP) Recommended Format



Rated 'AM2-' by JCR-VIS

A wholly owned subsidiary of **NIB Bank Ltd.**

UAN: +92 21 1111 PICIC (74242) | Fax: +92 21 35642770-71 | Toll Free: 0800-PICIC (74242) | Email: customerservice@picicamc.com | Website: www.picicamc.com

ECONOMIC REVIEW

Headline inflation (CPI) clocked in at 2.73% Y/Y for Nov'15 (vs. 1.61% Y/Y recorded for the month of Oct'15 and vs. 4.0% Y/Y recorded for the month of Nov'14) while average CPI for 5MFY16 clocked in at 1.86%. On a sequential basis, CPI increased by 0.60% M/M during Nov'15. A sequential uptick in CPI was due to a 0.59% M/M increase in food prices (perishable food items – up 3.01% M/M, while non-perishable food items – increased by 0.89% M/M) and 0.71% increase in Transport group on back of increase in fuel prices. According to PBS released data, current account for 4MFY16 reported massive decline of 72% Y/Y to USD 532mn versus USD 1,897mn deficit in 4MFY15 (Oct'15 posted a deficit of USD 416mn, versus one off surplus of USD 299mn in Sep'15 on back of USD 375mn CSF inflows), the reduction in CAD is attributable to decline in imports 12.76% Y/Y to USD 14.58bn, while exports failed to recover with a decline of 13.42% Y/Y at USD 6.88bn, however remittances witnessed an uptick of 5.2% Y/Y to USD 6.5bn during 4MFY16. During 4MFY16 FDI clocked in at USD 351mn, down 24% Y/Y versus USD 463mn in 4MFY15, mainly due to USD 214mn divested by US, while FIPI witnessed net outflow of 144mn in 4MFY16 versus net inflow of USD 168mn in 4MFY15. Going forward, on the macro front, foreign inflows are expected to come from 1) CSF flows of USD 300-350mn expected during 2HFY16, 2) IMF to release USD 504mn under 9th EFF is expected in Dec'15, 3) Fed's monetary policy is on Dec 15, 2015, as per consensus reports status quo is expected, 4) Country wide Local Bodies election to complete before year-end, this would alleviate the political noise, 5) OPEC meeting is expected in early Dec'15 regarding supply of oil to support the falling prices and 6) On back of lower oil/commodity prices would further contain the current account deficit.

MONEY MARKET REVIEW

During the period under review, SBP conducted T-bill auctions twice with a cumulative target of PKR 400bn against maturity of PKR~362bn. Cumulative participation in the auction was PKR~739bn with a major amount accepted in three months tenor, total amount accepted was PKR~387bn (excluding non-competitive bids). The cut-offs yields in the last auction were 6.3933% for 3Months, 6.3946% for 6Months tenor whereas bids were rejected for 12Months. SBP also conducted a PIB auction on November 18, 2015, against a target of PKR 50bn, participation of PKR~103.71bn (face value) was witnessed while the government accepted an amount of PKR~47bn. Participation in the 3years PIBs attracted 66% followed by 5years which attracted 29% and 10 years attracted 5% of the entire participation. The cut-off yields were 7.0270% for the 3 years tenor (face value PKR~37.58bn), followed by 7.9999% in the 5 years tenor (face value PKR~8.895bn) and 9.1507% in the 10 years tenor (face value PKR~ 0.60bn).

EQUITY MARKET REVIEW

The KSE100 Index decreased by 5.86% M/M in Nov'15 (vs. increase of 6.11% in Oct'15), largely on the back of continuous foreign selling (USD ~53mn), uncertainty associated with new regulations for brokers and ongoing corruption inquiries dampening investor sentiments. Activity at the bourse remained subdued with average daily volumes of ~171mn shares, down ~1% M/M, taking CY15TD gains to 0.39%. On the foreign counter, net outflow of USD -281mn was recorded in 11MCY15, versus net inflow of USD432mn during 11MCY14 (net out flow of USD -53.07mn was recorded in Nov'15 vs. net outflow of USD -48.24mn recorded in Oct'15). During the first half of Nov'15 the market remained range bound with low volumes, however the latter half lost its firm ground of ~34,000 to close at 32,255 level. The KSE market performance was in line with global markets, as MSCI FM index /MSCI EM index declined by -17.04%/ -14.85% CYTD15 (on the back of expected hike in FED rate, concerns over the Chinese Economy and increased geo political tensions between super powers). Major developments during the month included; 1) Govt. finalized a 15yr, USD 16bn deal with Qatar for LNG import, 2) OGRA reportedly increased UFG benchmark in gas tariff determination for SSGC & SNGP, 3) Moody's Investor Service revised upwards the outlook for Pakistan banking sector to stable from negative, 4) Govt. increased the slab of duty on imported & luxury items, 5) FDI fell by 24% Y/Y in 4MFY16 to USD ~351mn, 6) SBP kept the discount rate unchanged in last monetary policy of CY15, 7) The NA passed 3 bills (Anti Money Laundering Bill, Stock Exchanges merger bill and The Companies amendment bill 2015), and 8) International Crude oil prices (WTI) averaged at USD 42.65/bbl, down 7.67% M/M.

PICIC CASH FUND (PICIC-CF)

INVESTMENT OBJECTIVE:

To provide competitive returns to its investors through active investments in low risk portfolio of short duration, while maintaining high liquidity. The Fund aims to maximize returns through efficient utilization of investment and liquidity management tools.

FUND INFORMATION

Fund Type	Open-end
Category	Money Market Scheme
Launch Date	December 14th 2010
Net Assets	PKR 3,463 million
NAV per Unit	PKR 102.9531
Trustee	CDC
Auditor	BDO Ebrahim & Co.
Benchmark	Average of 3M AA Rated Bank Deposit
Dealing Days	Monday-Friday
Cut off time	4:00 pm (Mon to Fri)
Pricing Mechanism	Backward
Management Fee	0.5% per annum
AMC Rating	AM2-(JCR-VIS) 13/02/2015
Fund Stability Rating	AA(f) (JCR-VIS) 22/12/2014
Front-end Load	Class D: 1% of NAV
Min. Subscription	PKR 5,000
Fund Manager	Tauqir Shamshad
Listing	ISE
Leverage	Nil
Risk Profile	Low

ANNUALIZED PERFORMANCE (%)	FUND	BENCHMARK
Inception to date return**	11.86	7.74
Month to Date return	5.41	4.65
Year to Date return (FYTD)	6.25	4.79
12M Trailing return	9.22	5.60

FUND MANAGER COMMENTS

During the month, the Fund size increased to PKR 3,463mn from PKR3,015mn in Oct'15. The Fund earned an annualized return of 5.41% for the month against the benchmark of 4.65%. The fund increased its exposure in placements while trimming its exposure in the T-bills. The overall weighted average maturity stood at 72 days. Going forward, the fund would look for potential investment opportunities to increase the returns for the unit holders.

PERFORMANCE ANNUALIZED (%)

	FUND	BENCHMARK
FY 15	10.51	6.83
FY 14	8.37	7.16
FY 13	9.08	7.59
FY 12	11.44	9.67
FY 11	11.68	9.39

KEY RATES (%)

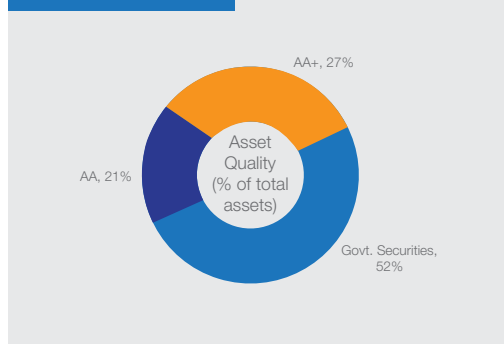
	Nov'15
KIBOR (1M)*	5.99
KIBOR (3M)	6.20
KIBOR (6M)	6.21
Latest T-bills Cut-off (3M)	6.39
Latest T-bills Cut-off (6M)	6.39
Latest T-bills Cut-off (12M)	6.31
PIB Cut-Off (3Yr)	7.03
PIB Cut-Off (5Yr)	8.00
PIB Cut-Off (10Yr)	9.15
CPI Inflation	2.73
Discount Rate	6.50

Source: SBP, Bloomberg

MATURITY PROFILE

Weighted Average Maturity	72 Days	
Asset Allocation (% of Total Assets)	Nov'15	Oct'15
T-Bills	52	99
Placement with Banks and DFI's	45	0
Cash	3	1
Other including receivables	0	0
Total	100	100

ASSET QUALITY



INVESTMENT COMMITTEE MEMBERS

Suleman Chhagla, Chief Executive Officer
 Tauqir Shamshad, Head of Fixed Income
 Noman Ameer, Manager Risk

Monthly Fund Performance Annualized (%)

	Dec-14	Jan-15	Feb-15	Mar-15	Apr-15	May-15	Jun-15	Jul-15	Aug-15	Sep-15	Oct-15	Nov-15
Fund Returns	8.80	10.22	8.84	7.49	8.45	7.26	24.48	6.39	5.77	7.00	6.49	5.41
Benchmark	7.33	7.00	6.52	6.18	5.65	5.22	5.35	5.03	5.03	4.58	4.65	4.65

Mutual Fund Association of Pakistan (MUFAP) Recommended Format

Note: 1- Performance data does not include cost of sales loads. 2- Computation of performance is dividend adjusted NAV to NAV basis

*Average (BID) for the period
 ** From 14th December 2010

The scheme has maintained provisions against WWF liability of Rs15,092,611 if the same were not made the NAV per unit/return of the scheme would be higher by Re0.4486/1.07% (YTD). For details, investors are advised to read the Note 6 of the latest financial statements of the scheme.

Risk Disclaimer: This publication is for informational purposes only and nothing herein should be construed as a solicitation, recommendation or an offer to buy or sell any fund. All investments in mutual funds are subject to market risks. Past performance is not necessarily indicative of future results. Please read the Offering Document to understand the investment policies and risks involved.

PICIC INCOME FUND (PICIC-IF)

INVESTMENT OBJECTIVE:

To provide competitive returns to its investors through active investments in a blend of short, medium and long term debt instruments. The Fund aims to preserve capital while maximizing returns through efficient utilization of investment and liquidity management tools.

FUND INFORMATION

Fund Type	Open-end
Category	Income Scheme
Launch Date	July 24th 2010
Net Assets	PKR 2,461 million
NAV per Unit	PKR 106.0186
Trustee	CDC
Auditor	BDO Ebrahim & Co.
Benchmark	Average of 6M KIBOR
Dealing Days	Monday-Friday
Cut off time	4:00 pm (Mon to Fri)
Pricing Mechanism	Forward
Management Fee	1.25% per annum
AMC Rating	AM2-(JCR-VIS) 13/02/2015
Fund Stability Rating	A+(f) (JCR-VIS) 25/2/2015
Front-end Load	Class D: 1.25%NAV
Min.Subscription	PKR 5,000
Fund Manager	Tauqir Shamshad
Listing	ISE
Leverage	Nil
Risk Profile	Low to Medium

FUND MANAGER COMMENTS

During the month, the Fund size increased to PKR 2,461mn from PKR 2,227mn in Oct'15. The Fund made an annualized return of 0.58% due to increase in PKRV of Government Securities in lieu of no change in the Policy Rate during the month. The Fund's weighted average maturity decreased to 719 days against 755 days in Oct'15. Going forward, we expect return for the month of December to remain range bound. The fund intends to align the composition of its portfolio in a manner to augment the Fund's duration.

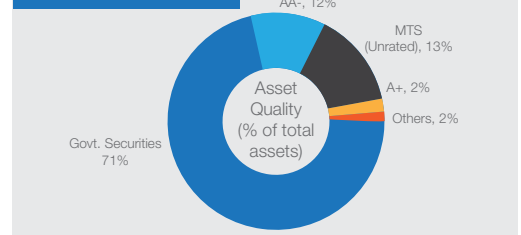
MATURITY PROFILE

Weighted Average Maturity	719 Days	
Asset Allocation (% of Total Assets)	Nov'15	Oct'15
Cash	10	8
T-Bills	28	29
PIB's	43	43
TFC / Corporate Sukuk	4	5
MTS	13	13
Other including receivables	2	2
Total	100	100

TOP TFCs / SUKUK HOLDING (% OF TOTAL ASSETS)

Engro Fertilizer Limited Sukuk	2.35
Soneri Bank Ltd (Pre-IPO) - TFC	1.94

ASSET QUALITY



ANNUALIZED PERFORMANCE (%)	FUND	BENCHMARK
Inception to date return	13.08	10.34
Month to Date return	0.58	6.21
Year to Date return (FYTD)	7.08	6.52
12M Trailing return	9.03	7.34

KEY RATES (%)	Nov'15
KIBOR (1M)*	5.99
KIBOR (3M)	6.20
KIBOR (6M)	6.21
Latest T-bills Cut-off (3M)	6.39
Latest T-bills Cut-off (6M)	6.39
Latest T-bills Cut-off (12M)	6.31
PIB Cut-Off (3Yr)	7.03
PIB Cut-Off (5Yr)	8.00
PIB Cut-Off (10Yr)	9.15
CPI Inflation	2.73
Discount Rate	6.50

PERFORMANCE ANNUALIZED (%)

	FUND	BENCHMARK
FY 15	11.75	8.74
FY 14	8.78	9.57
FY 13	9.52	9.67
FY 12	11.85	12.13
FY 11	11.66	13.20

INVESTMENT COMMITTEE MEMBERS

Suleman Chhagla, Chief Executive Officer
 Tauqir Shamshad, Head of Fixed Income
 Noman Ameer, Manager Risk

Source: SBP, Bloomberg

Monthly Fund Performance Annualized (%)

	Dec-14	Jan-15	Feb-15	Mar-15	Apr-15	May-15	Jun-15	Jul-15	Aug-15	Sep-15	Oct-15	Nov-15
Fund Returns	13.26	18.46	9.39	9.13	17.61	5.41	-3.58	8.17	7.50	7.64	11.25	0.58
Benchmark	9.40	8.93	8.24	7.93	7.63	6.79	6.63	6.79	6.81	6.56	6.22	6.21

Mutual Fund Association of Pakistan (MUFAP) Recommended Format

Note: 1-Performance data does not include cost of sales loads. 2- Computation of performance is dividend adjusted NAV to NAV basis

*Average (BID) for the period

The scheme has maintained provisions against WWF liability of Rs 14,182,758 if the same were not made the NAV per unit/return of the scheme would be higher by Re0.6111/1.42% (YTD). For details, investors are advised to read the Note 5 of the latest financial statements of the scheme.

Risk Disclaimer: This publication is for informational purposes only and nothing herein should be construed as a solicitation, recommendation or an offer to buy or sell any fund. All investments in mutual funds are subject to market risks. Past performance is not necessarily indicative of future results. Please read the Offering Document to understand the investment policies and risks involved.

PICIC ISLAMIC INCOME FUND (PICIC-IIF)

INVESTMENT OBJECTIVE:

To provide competitive risk adjusted returns to its investors by investing in a diversified portfolio of long, medium and short term Shariah compliant debt instruments while taking in to account liquidity considerations.

FUND INFORMATION

Fund Type	Open-end
Category	Islamic Income Scheme
Launch Date	May 29th 2014
Net Assets	PKR 374 million
NAV per Unit	PKR 102.3453
Trustee	CDC
Auditor	BDO Ebrahim & Co.
Benchmark	Avg. of 6M profit rate of 3 Islamic Banks or Islamic Windows of Conventional Banks rated A and above
Dealing Days	Monday-Friday
Cut off time	4:00 pm (Mon to Fri)
Pricing Mechanism	Forward
Management Fee	10% of gross Earnings subject to minimum fee of 0.50% and maximum fee of 1.50% of average daily net assets
AMC Rating	AM2-(JCR-VIS) 13/02/2015
Fund Stability Rating	A(f) (JCR-VIS) 22/12/2014
Front-end Load	Class B: 0% to 1.50%
Min. Subscription	PKR 5,000
Fund Manager	Tauqir Shamshad
Listing	ISE
Leverage	Nil
Risk Profile	Low
Shariah Advisor	Fortune Islamic Service

TOP TFCs / SUKUK HOLDING (% OF TOTAL ASSETS)

Engro Fertilizer Limited Sukuk	10.34
--------------------------------	-------

FUND MANAGER COMMENTS

During the month of November, the fund size increased to PKR 374mn against PKR 276mn in Oct'15. The fund made an annualized of 2.42% for the month while maintaining Days to Maturity of 140. The fund manager intends to increase exposure in good credit Sukuks along with increasing the exposure in TDRs as we approach the year end to augment the fund's return.

KEY RATES (%)	Nov'15
KIBOR (1M)*	5.99
KIBOR (3M)	6.20
KIBOR (6M)	6.21
Latest T-bills Cut-off (3M)	6.39
Latest T-bills Cut-off (6M)	6.39
Latest T-bills Cut-off (12M)	6.31
PIB Cut-Off (3Yr)	7.03
PIB Cut-Off (5Yr)	8.00
PIB Cut-Off (10Yr)	9.15
CPI Inflation	2.73
Discount Rate	6.50

Source: SBP, Bloomberg

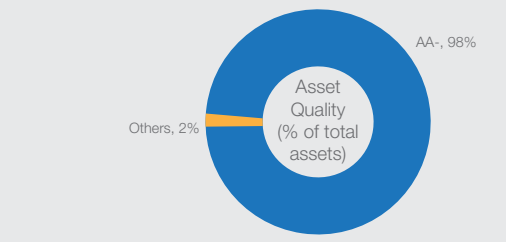
INVESTMENT COMMITTEE MEMBERS

Suleman Chhagla, Chief Executive Officer
 Tauqir Shamshad, Head of Fixed Income
 Noman Ameer, Manager Risk

MATURITY PROFILE

Weighted Average Maturity	140 Days	
Asset Allocation (% of Total Assets)	Nov'15	Oct'15
Cash	88	55
Ijarah Sukuks	0	28
Placement with Banks and DFIs	0	0
TFC / Corporate Sukuks	10	14
Other including receivables	2	3
Total	100	100

ASSET QUALITY



ANNUALIZED PERFORMANCE (%)

	FUND	BENCHMARK
Inception to date return**	7.54	6.07
Month to date return	2.42	4.73
Year to Date return (FYTD)	4.65	4.69
FY - 15	8.37	6.58
FY - 14	8.95	6.49
12M Trailing return	6.80	5.78

Monthly Fund Performance Annualized (%)

	Dec-14	Jan-15	Feb-15	Mar-15	Apr-15	May-15	Jun-15	Jul-15	Aug-15	Sep-15	Oct-15	Nov-15
Fund Returns	7.46	9.03	6.49	8.20	7.07	6.00	11.53	5.79	5.46	4.05	5.37	2.42
Benchmark	6.79	7.51	7.06	6.61	6.40	6.38	5.33	5.37	4.05	4.89	4.39	4.73

Mutual Fund Association of Pakistan (MUFAP) Recommended Format

Note: 1- Performance data does not include cost of sales loads. 2- Computation of performance is dividend adjusted NAV to NAV basis

*Average (bid) for the period

**From 29th may 2014

The scheme has maintained provisions against WWF liability of Rs333,193 if the same were not made the NAV per unit/return of the scheme would be higher by Re0.0912/ 0.22%(YTD). For details, investors are advised to read the Note 5 of the latest financial statements of the scheme.

Risk Disclaimer: This publication is for informational purposes only and nothing herein should be construed as a solicitation, recommendation or an offer to buy or sell any fund. All investments in mutual funds are subject to market risks. Past performance is not necessarily indicative of future results. Please read the Offering Document to understand the investment policies and risks involved.

PICIC STOCK FUND (PICIC-SF)

INVESTMENT OBJECTIVE:

The fund objective is to provide its investors maximum risk adjusted returns over longer investment horizon by investing in a diversified equity portfolio that offers both capital gains and dividend income.

FUND INFORMATION

Fund Type	Open-end
Category	Equity Scheme
Launch Date	September 27th 2011
Net Assets	PKR 324 million
NAV per Unit	PKR 120.7874
Trustee	CDC
Auditor	A.F.Ferguson & Co.
Benchmark	KSE-100 Index
Dealing Days	Monday-Friday
Cut off time	4:00 pm (Mon to Fri)
Pricing Mechanism	Forward
Management Fee	3% per annum
AMC Rating	AM2-(JCR-VIS) 13/02/2015
Front-end Load	3%
Min. Subscription	PKR 5,000
Fund Manager	Yasir Yousuf
Listing	ISE
Leverage	Nil
Risk Profile	Moderate to High

FUND MANAGER COMMENTS

The NAV of PICIC-SF decreased by 6.83% during Nov'15, underperforming the benchmark by 0.97%. The KSE100 Index decreased by 5.86% M/M in Nov'15 (vs. increase of 6.11% in Oct'15), largely on the back of continuous foreign selling (USD ~53mn), uncertainty associated with new regulations for brokers and ongoing corruption inquiries dampening investor sentiments. Activity at the bourse remained subdued with average daily volumes of ~171mn shares, down ~1% M/M, taking CY15TD gains to 0.39%. On the foreign counter, net outflow of USD -281mn was recorded in 11MCY15, versus net inflow of USD432mn during 11MCY14 (net out flow of USD -53.07mn was recorded in Nov'15 vs. net outflow of USD -48.24mn recorded in Oct'15). During the first half of Nov'15 the market remained range bound with low volumes, however the latter half lost its firm ground of ~34,000 to close at 32,255 level. The KSE market performance was in line with global markets, as MSCI FM index /MSCI EM index declined by -17.04%/-14.85% CYTD15 (on the back of expected hike in FED rate, concerns over the Chinese Economy and increased geo political tensions between super powers). Major developments during the month included; 1) Govt. finalized a 15yr, USD 16bn deal with Qatar for LNG import, 2) OGRA reportedly increased UFG benchmark in gas tariff determination for SSGC & SNGP, 3) Moody's Investor Service revised upwards the outlook for Pakistan banking sector to stable from negative, 4) Govt. increased the slab of duty on imported & luxury items, 5) FDI fell by 24% Y/Y in 4MFY16 to USD ~351mn, 6) SBP kept the discount rate unchanged in last monetary policy of CY15, 7) The NA passed 3 bills (Anti Money Laundering Bill, Stock Exchanges merger bill and The Companies amendment bill 2015), and 8) International Crude oil prices (WTI) averaged at USD 42.65/bbl, down 7.67% M/M. We will continue to evaluate the market for new investment opportunities that would benefit our valued investors, whilst maintaining our blue chip investment profile, along with ensuring adequate levels of cash in order to meet any redemption.

INVESTMENT COMMITTEE MEMBERS

Suleman Chhagla, Chief Executive Officer
 Tauqir Shamshad, Head of Fixed Income
 Yasir Yousuf, Fund Manager
 Noman Ameer, Manager Risk

ASSET ALLOCATION (% of Total Assets)

	Nov '15	Oct '15
Cash	1	17
Stocks / Equities	98	78
Other including receivables	1	5
Total	100	100

Top Holdings (as of Nov'15)	(% of Total Assets)
Systems Limited	7.28
Cherat Cement Company Ltd.	6.07
Engro Corporation Ltd	6.07
Lucky Cement Ltd	6.04
Kot Addu Power Company Ltd	5.66
Pakistan Oilfields Ltd	4.62
Attock Petroleum Ltd	3.78
Pioneer Cement Limited	3.68
United Bank Limited	3.66
Engro Fertilizers Limited	3.28

FUND PERFORMANCE ABSOLUTE (%)

	FUND	BENCHMARK
Inception to date	155.40	179.72
FY-16 to date	(3.23)	(6.23)
FY-15	11.15	16.01
FY-14	41.93	41.16
FY-13	48.18	52.20
FY-12	12.90	19.69

EQUITY SECTOR BREAK DOWN (% of Total Assets)

	Nov'15(%)	Oct'15(%)
Cement	21.57	16.73
Fertilizer	13.49	11.10
Power generation & distribution	11.99	10.36
Technology & communication	10.33	8.79
Oil & gas exploration companies	10.14	6.49
Others	30.19	24.52
Total	97.71	77.98

Fund Performance Actual (%)

	FYTD	1 Month	3 Month	6 Month	Trailing 12M
Fund Returns	-3.23	-6.83	-8.41	1.17	-2.13
Benchmark	-6.23	-5.86	-7.12	-2.42	3.39

Mutual Fund Association of Pakistan (MUFAP) Recommended Format

Note: 1-performance data does not include cost of sales loads. 2- Computation of performance is dividend adjusted NAV to NAV basis

The scheme has maintained provisions against WWF liability of Rs4,891,995 if the same were not made the NAV per unit/return of the scheme would be higher by Rs 1.8263/1.46% (YTD). For details, investors are advised to read the Note 5of the latest financial statements of the scheme.

Risk Disclaimer: This publication is for informational purposes only and nothing herein should be construed as a solicitation, recommendation or an offer to buy or sell any fund. All investments in mutual funds are subject to market risks. Past performance is not necessarily indicative of future results. Please read the Offering Document to understand the investment policies and risks involved.

PICIC ISLAMIC STOCK FUND (PICIC-ISF)

INVESTMENT OBJECTIVE:

The objective of PICIC Islamic Stock Fund is to provide the maximum total return to the unit holders from investment in Shariah Compliant equity investments for the given level of risk.

FUND INFORMATION

Fund Type	Open-end
Category	Islamic Equity Scheme
Launch Date	May 29th 2014
Net Assets	PKR 427 million
NAV per Unit	PKR 116.1232
Trustee	CDC
Auditor	BDO Ebrahim & Co.
Benchmark	KMI-30 Index
Dealing Days	Monday-Friday
Cut off time	4:00 pm (Mon to Fri)
Pricing Mechanism	Forward
Management Fee	3% per annum
AMC Rating	AM2-(JCR-VIS) 13/02/2015
Front-end Load	3%
Min. Subscription	PKR 5,000 (Growth Unit)
Fund Manager	Yasir Yousuf
Listing	ISE
Leverage	Nil
Risk Profile	Moderate to High
Shariah Advisor	Fortune Islamic Service

FUND PERFORMANCE ABSOLUTE (%)

	FUND	BENCHMARK
Inception to date (May 29 '14)	25.16	14.46
FY - 16 to date	(0.30)	(6.61)
FY - 15	24.49	20.10
FY - 14 (May 29 '14 to Jun 30 '14)	0.84	2.06

FUND MANAGER COMMENTS

The NAV of PICIC-ISF increased by 2.12% during Oct'15, underperforming the benchmark KMI30 by 3.94%. The benchmark KMI30 Index increased by 6.06% during the month as activity at the bourse was subdued with average volumes of 48.75mn shares, down -1.40% M/M, this took CY15TD gains to 13.06%. On the foreign counter, net outflow of USD -228mn was recorded in 10MCY15, versus net inflow of USD396mn during 10MCY14 (net out flow of USD -48.24mn was recorded in Oct'15 vs. net outflow of USD -22.44mn recorded in Sep'15). During the month the market remained upbeat as strong corporate results along with recovery in regional markets (regional and world markets appreciated by 3.61% and 7.83%, respectively during Oct'15) generated positivity though foreign funds continued to re-balance their exposure in Pakistan equities by reducing exposure in blue chip stocks. Major developments during the month included; 1) SECP clarified that action would be taken against defaulted brokers restoring market confidence, 2) improved political stability as witnessed by smooth by-elections, 3) Pakistan and Russia inked an agreement to lay 1000kms Khi-Lhr LNG pipeline costing USD 2bn, 4) imposition of 10% Regulatory Duty on Indian yarn imports and 100bps cut in ERF and LTFF under textile package, 5) Government released PKR -150bn under PSDP, 6) LSM growth clocked in at 4.1% Y/Y for 2mFy16 vs. 2.90% Y/Y in 2mFy15 and 7) KSE approved scheme of integration of LSE and ISE into Pakistan Stock Exchange, 8) International Crude oil prices sustained above USD 46/bbl, up 3.33% M/M, and 9) strong macros (reserves above USD 20bn, LSM growth of 4.1% Y/Y in 2mFy15 followed by CA surplus reported in Oct'15). We will continue to evaluate the market for new investment opportunities that would benefit our valued investors, whilst maintaining our blue chip investment profile, along with ensuring adequate levels of cash in order to meet any redemption.

INVESTMENT COMMITTEE MEMBERS

Suleman Chhagla, Chief Executive Officer
 Tauqir Shamshad, Head of Fixed Income
 Yasir Yousuf, Fund Manager
 Noman Ameer, Manager Risk

ASSET ALLOCATION (% of Total Assets)

	Nov '15	Oct '15
Cash	13	27
Stocks / Equities	85	68
Other including receivables	2	5
Total	100	100

Top Holdings (as of Nov'15) (% of Total Assets)

Systems Limited	7.31
Lucky Cement Ltd	6.73
Kot Addu Power Company Ltd	6.59
Engro Corporation Ltd	6.08
Cherat Cement Company Ltd.	5.92
Pakistan Oilfields Ltd	4.63
Pioneer Cement Limited	3.97
Attock Petroleum Ltd	3.82
Pak Suzuki Motor Company Limited	3.81
Engro Fertilizers Limited	3.70

EQUITY SECTOR BREAK DOWN (% of Total Assets)

	Nov'15(%)	Oct'15(%)
Cement	23.88	17.72
Fertilizer	12.10	11.30
Technology & communication	9.94	8.76
Oil & gas exploration companies	9.55	6.87
Power generation & distribution	9.13	8.15
Other	20.61	15.24
Total	85.22	68.04

Fund Performance Actual (%)

	FYTD	1 Month	3 Month	6 Month	Trailing 12M
Fund Returns	-0.30	-6.09	-7.60	4.01	5.35
Benchmark	-6.61	-6.76	-7.52	-2.17	7.42

Mutual Fund Association of Pakistan (MUFAP) Recommended Format

Note: 1-Performance data does not include cost of sales loads. 2- Computation of performance is dividend adjusted NAV to NAV basis

The scheme has maintained provisions against WWF liability of Rs1,000,124 if the same were not made the NAV per unit/return of the scheme would be higher by Re 0.2721/ 0.23% (YTD). For details, investors are advised to read the Note 5 of the latest financial statements of the scheme.

Risk Disclaimer: This publication is for informational purposes only and nothing herein should be construed as a solicitation, recommendation or an offer to buy or sell any fund. All investments in mutual funds are subject to market risks. Past performance is not necessarily indicative of future results. Please read the Offering Document to understand the investment policies and risks involved.

PICIC ENERGY FUND (PEF)

INVESTMENT OBJECTIVE:

The fund objective is to invest in securities defined in the energy sector to provide investors access to high quality blue chip stocks in the Energy sector.

FUND INFORMATION

Fund Type	Open-end
Category	Equity Scheme
Launch Date (Closed Ended)	January 2006
Conversion Date (Open Ended)	June 25, 2013
Net Assets	PKR 971 million
NAV per Unit	PKR 11.6721
Trustee	CDC
Auditor	BDO Ebrahim & Co,
Benchmark	KSE-100 Index
Dealing Days	Monday-Friday
Cut off time	4:00 pm (Mon to Fri)
Pricing Mechanism	Forward
Management Fee	2% per annum
AMC Rating	AM2-(JCR-VIS) 13/02/2015
Front-end Load	3%
Min.Subscription	PKR 5,000
Fund Manager	Adeel Abdul Wahab
Listing	ISE
Leverage	Nil
Risk Profile	Moderate to High

FUND MANAGER COMMENTS

The NAV of PEF decreased by 1.23% during Nov '15, outperforming the benchmark by 4.63%, on back of rally in energy stocks. We will continue to recalibrate our energy composite portfolio to maximize returns, whilst ensuring adequate levels of cash in order to meet the redemption requests of our valued investors.

ASSET ALLOCATION (% of Total Assets)

	Nov '15	Oct '15
Cash	8	9
Stocks / Equities	89	89
Other including receivables	3	2
Total	100	100

Top Holdings (as of Nov'15)	(% of Total Assets)
Kot Addu Power Company Ltd	16.11
Lalpir Power Limited	14.52
Nishat Chunian Power Ltd	13.87
Attock Petroleum Ltd	11.54
Nishat Power Limited	11.40
Shell Pakistan Ltd	9.31
Pakistan Oilfields Ltd	5.11
Pakistan Petroleum Ltd	4.15
Pakistan State Oil Company Ltd	1.65
Oil & Gas Development Co Ltd	1.57

FUND PERFORMANCE ABSOLUTE (%)

	FUND	BENCHMARK
Inception to date*	27.24	52.79
FY-16 to date	(5.61)	(6.23)
FY-15	8.18	16.01
FY-14	23.92	41.16
FY-13	0.55	-0.5

* Date of Conversion- Jun 25 '13

INVESTMENT COMMITTEE MEMBERS

Suleman Chhagla, Chief Executive Officer
 Tauqir Shamshad, Head of Fixed Income
 Adeel Abdul Wahab, Fund Manager
 Noman Ameer, Manager Risk

EQUITY SECTOR BREAK DOWN (% of Total Assets)

	Nov'15(%)	Oct'15(%)
Power generation & distribution	55.91	55.40
Oil & gas marketing companies	22.51	22.87
Oil & gas exploration companies	10.83	10.91
Others	-	-
Total	89.25	89.18

Fund Performance Actual (%)

	FYTD	1 Month	3 Month	6 Month	Trailing 12M
Fund Returns	-5.61	-1.23	-2.48	-5.60	3.31
Benchmark	-6.23	-5.86	-7.12	-2.42	3.39

Mutual Fund Association of Pakistan (MUFAP) Recommended Format

Note: 1-performance data does not include cost of sales loads. 2- Computation of performance is dividend adjusted NAV to NAV basis

The scheme has maintained provisions against WWF liability of Rs28,085,217 if the same were not made the NAV per unit/return of the scheme would be higher by Re 0.3376/2.73% (YTD). For details, investors are advised to read the Note 5 of the latest financial statements of the scheme.

Risk Disclaimer: This publication is for informational purposes only and nothing herein should be construed as a solicitation, recommendation or an offer to buy or sell any fund. All investments in mutual funds are subject to market risks. Past performance is not necessarily indicative of future results. Please read the Offering Document to understand the investment policies and risks involved.

PICIC GROWTH FUND (PGF)

INVESTMENT OBJECTIVE:

To maximize the wealth of the certificate holders for which investments would be made in the best available opportunities, while considering acceptable risk parameters and applicable rules and regulations.

FUND INFORMATION

Fund Type	Closed-end
Category	Equity Scheme
Launch Date*	July 2004
Net Assets	PKR 10,207 million
NAV per Unit	PKR 36.0029
Trustee	CDC
Auditor	BDO Ebrahim & Co.
Benchmark	KSE-100 Index
Management Fee	2% per annum
AMC Rating	AM2-(JCR-VIS) 13/02/2015
Listing	KSE, LSE, ISE
Leverage	NIL

INVESTMENT COMMITTEE MEMBERS

Suleman Chhagla, Chief Executive Officer
 Tauqir Shamshad, Head of Fixed Income
 Adeel Abdul Wahab, Fund Manager
 Noman Ameer, Manager Risk

EQUITY SECTOR BREAK DOWN (% of Total Assets)

	Nov'15(%)	Oct'15(%)
Oil & gas marketing companies**	49.16	49.95
Cement	14.15	13.93
Commercial banks	9.63	8.45
Fertilizer	9.18	9.41
Pharmaceuticals	6.45	6.37
Others	7.53	6.34
Total	96.10	94.44

FUND MANAGER COMMENTS

The NAV of PGF decreased by 6.15% on an Ex-frozen basis (underperforming the benchmark by 0.29%) and decreased by 7.41% on a Total Return basis (underperforming the benchmark by 1.55%) during Nov'15. The KSE100 Index decreased by 5.86% M/M in Nov'15 (vs. increase of 6.11% in Oct'15), largely on the back of continuous foreign selling (USD ~53mn), uncertainty associated with new regulations for brokers and ongoing corruption inquiries dampening investor sentiments. Activity at the bourse remained subdued with average daily volumes of ~171mn shares, down ~1% M/M, taking CY15TD gains to 0.39%. On the foreign counter, net outflow of USD -281mn was recorded in 11MCY15, versus net inflow of USD432mn during 11MCY14 (net out flow of USD -53.07mn was recorded in Nov'15 vs. net outflow of USD -48.24mn recorded in Oct'15). During the first half of Nov'15 the market remained range bound with low volumes, however the latter half lost its firm ground of ~34,000 to close at 32,255 level. The KSE market performance was in line with global markets, as MSCI FM index /MSCI EM index declined by -17.04%/-14.85% CYTD15 (on the back of expected hike in FED rate, concerns over the Chinese Economy and increased geo political tensions between super powers). Major developments during the month included; 1) Govt. finalized a 15yr, USD 16bn deal with Qatar for LNG import, 2) OGRA reportedly increased UFG benchmark in gas tariff determination for SSGC & SNGP, 3) Moody's Investor Service revised upwards the outlook for Pakistan banking sector to stable from negative, 4) Govt. increased the slab of duty on imported & luxury items, 5) FDI fell by 24% Y/Y in 4MFY16 to USD ~351mn, 6) SBP kept the discount rate unchanged in last monetary policy of CY15, 7) The NA passed 3 bills (Anti Money Laundering Bill, Stock Exchanges merger bill and The Companies amendment bill 2015), and 8) International Crude oil prices (WTI) averaged at USD 42.65/bbl, down 7.67% M/M. We will continue to evaluate the market for new investment opportunities that would benefit our valued investors, whilst maintaining our blue chip investment profile. We will continue to evaluate the market for new investment opportunities that would benefit our valued investors, whilst maintaining our blue chip investment profile.

ASSET ALLOCATION (% of Total Assets)

	Nov '15	Oct '15
Cash	3	3
Stocks / Equities	96	94
Other including receivables	1	3
Total	100	100

Top Holdings (As Of Nov'15)

Sui Northern Gas Pipeline Ltd
Pioneer Cement Limited
Pakistan State Oil Company Ltd
Lucky Cement Ltd
Kot Addu Power Company Ltd
GlaxoSmithKline Pakistan Ltd
Engro Fertilizers Limited
Engro Corporation Ltd
Cherat Cement Company Ltd.
Bank Al-Falah Ltd

FUND PERFORMANCE ACTUAL (%)	FYTD	1 Month	3 Month	6 Month	Trailing 12M
PICIC Growth Fund - Total	-10.80	-7.41	-6.64	-6.01	-8.77
PICIC Growth Fund - Frozen	-18.38	-8.59	-7.07	-13.80	-10.50
PICIC Growth Fund - Ex Frozen	-1.27	-6.15	-6.19	3.75	-6.90
Benchmark (KSE-100 Index)	-6.23	-5.86	-7.12	-2.42	3.39

Mutual Fund Association of Pakistan (MUFAP) Recommended Format

Note: 1- Performance data does not include cost of sales loads. 2- Computation of performance is dividend adjusted NAV to NAV basis

* As per Trust Deed

** Includes frozen portion of PSO

The scheme has maintained provisions against WWF liability of Rs. 118,106,522, if the same were not made the NAV per certificate/return of the scheme would be higher by Rs. 0.42/1.03% (YTD). For details, investors are advised to read the Note 5 of the latest financial statements of the scheme.

Risk Disclaimer: This publication is for informational purposes only and nothing herein should be construed as a solicitation, recommendation or an offer to buy or sell any fund. All investments in mutual funds are subject to market risks. Past performance is not necessarily indicative of future results. Please read the Offering Document to understand the investment policies and risks involved.

PICIC INVESTMENT FUND (PIF)

INVESTMENT OBJECTIVE:

To maximize the wealth of the certificate holders for which investments would be made in the best available opportunities, while considering acceptable risk parameters and applicable rules and regulations.

FUND INFORMATION

Fund Type	Closed-end
Category	Equity Scheme
Launch Date*	April 2004
Net Assets	PKR 4,566 million
NAV per Unit	PKR 16.0702
Trustee	CDC
Auditor	BDO Ebrahim & Co.
Benchmark	KSE-100 Index
Management Fee	2% per annum
AMC Rating	AM2-(JCR-VIS) 13/02/2015
Listing	KSE, LSE, ISE
Leverage	NIL

INVESTMENT COMMITTEE MEMBERS

Suleman Chhagla, Chief Executive Officer
 Tauqir Shamshad, Head of Fixed Income
 Adeel Abdul Wahab, Fund Manager
 Noman Ameer, Manager Risk

EQUITY SECTOR BREAK DOWN	Nov'15(%)	Oct'15(%)
Oil & gas marketing companies**	40.04	40.83
Cement	16.60	16.43
Fertilizer	10.88	11.23
Commercial banks	9.66	8.39
Pharmaceuticals	7.85	7.75
Others	8.96	7.72
	93.98	92.34

FUND MANAGER COMMENTS

The NAV of PIF decreased by 5.97% on an Ex-frozen basis (underperforming the benchmark by 0.12%) and decreased by 7.0% on a Total Return basis (underperforming the benchmark by 1.15%) during Nov'15. The KSE100 Index increased by 6.11% M/M in Oct'15 (vs. decline of 7.02% in Sep'15), as the index bounced back (after two consecutive months of correction -10%) following the trend in international markets. Activity at the bourse remained subdued though with average daily volumes of ~173mn shares, down ~6% M/M, taking CY15TD gains to 6.63%. On the foreign counter, net outflow of USD -228mn was recorded in 10MCY15, versus net inflow of USD396mn during 10MCY14 (net out flow of USD -48.24mn was recorded in Oct'15 vs. net outflow of USD -22.44mn recorded in Sep'15). During the month the market remained upbeat as strong corporate results along with recovery in regional markets (regional and world markets appreciated by 3.61% and 7.83%, respectively during Oct'15) generated positivity though foreign funds continued to re-balance their exposure in Pakistan equities by reducing exposure in blue chip stocks. Major developments during the month included; 1) SECP clarified that action would be taken against defaulted brokers restoring market confidence, 2) improved political stability as witnessed by smooth by-elections, 3) Pakistan and Russia inked an agreement to lay 1000kms Khi-Lhr LNG pipeline costing USD 2bn, 4) imposition of 10% Regulatory Duty on Indian yarn imports and 100bps cut in ERF and LTFF under textile package, 5) Government released PKR ~150bn under PSDP, 6) LSM growth clocked in at 4.1% Y/Y for 2mFy16 vs. 2.90% Y/Y in 2mFy15 and 7) KSE approved scheme of integration of LSE and ISE into Pakistan Stock Exchange, 8) International Crude oil prices sustained above USD 46/bbl, up 3.33% M/M, and 9) strong macros (reserves above USD 20bn, LSM growth of 4.1% Y/Y in 2mFy15 followed by CA surplus reported in Oct'15). We will continue to evaluate the market for new investment opportunities that would benefit our valued investors, whilst maintaining our blue chip investment profile. We will continue to evaluate the market for new investment opportunities that would benefit our valued investors, whilst maintaining our blue chip investment profile.

ASSET ALLOCATION (% of Total Assets)

	Nov '15	Oct '15
Cash	5	5
Stocks / Equities	94	92
Other including receivables	1	3
Total	100	100

Top Holdings (As Of Nov'15)

United Bank Limited
Pioneer Cement Limited
Pakistan State Oil Company Ltd
Lucky Cement Ltd
Kot Addu Power Company Ltd
GlaxoSmithKline Pakistan Ltd
Engro Fertilizers Limited
Engro Corporation Ltd
Cherat Cement Company Ltd.
Bank Al-Falah Ltd

FUND PERFORMANCE ACTUAL (%)	FYTD	1 Month	3 Month	6 Month	Trailing 12M
PICIC Investment Fund - Total	-9.46	-7.00	-6.57	-4.69	-8.59
PICIC Investment Fund - Frozen	-18.74	-8.40	-6.95	-14.30	-10.86
PICIC Investment Fund - Ex-Frozen	-1.36	-5.97	-6.30	3.68	-6.88
Benchmark (KSE-100 Index)	-6.23	-5.86	-7.12	-2.42	3.39

Mutual Fund Association of Pakistan (MUFAP) Recommended Format

Note: 1- Performance data does not include cost of sales loads. 2- Computation of performance is dividend adjusted NAV to NAV basis

* As per Trust Deed

** Includes frozen portion of PSO

The scheme has maintained provisions against WWF liability of Rs. 60,378,242 if the same were not made the NAV per certificate/return of the scheme would be higher by Rs. 0.21/1.20% (YTD). For details, investors are advised to read the Note 5 of the latest financial statements of the scheme.

Risk Disclaimer: This publication is for informational purposes only and nothing herein should be construed as a solicitation, recommendation or an offer to buy or sell any fund. All investments in mutual funds are subject to market risks. Past performance is not necessarily indicative of future results. Please read the Offering Document to understand the investment policies and risks involved.

HISTORICAL RETURNS

FUND PERFORMANCE ACTUAL%	MTD RETURNS 30 Nov '15	SINCE INCEPTION RETURNS			
		30 Jun '15	30 Jun '14	30 Jun '13	30 Jun '12
PICIC Stock Fund Benchmark (KSE-100 Index)	-6.83 -5.86	163.92 198.31	137.44 157.15	67.29 82.16	12.90 19.69
PICIC Energy Fund Benchmark (KSE-100) Index	-1.23 -5.86	34.80 62.95	24.60 40.46	0.55 -0.50	
PICIC Islamic Stock Fund Benchmark (KMI-30 Index)	-6.09 -6.76	25.53 22.57	0.84 2.06		

FUND PERFORMANCE ANNUALIZED%

PICIC Cash Fund Ave. of 3M Bank Deposit (AA Rated)	5.41 4.65	12.06 8.01	11.31 8.34	11.50 8.80	12.00 9.57
PICIC Income Fund Ave. 6M KIBOR	0.58 6.21	13.20 10.66	12.14 11.14	12.21 11.67	12.41 12.66
PICIC Islamic Income Fund Benchmark	2.42 4.73	9.13 6.57	8.95 6.49		

Note: 1-Performance data does not include cost of sales loads. 2- Computation of performance is dividend adjusted NAV to NAV basis

Sr #	Designated Branch	City	Address	Phone	Contact Person
1	NIB -DHA Phase IV	Karachi	99E, 9th Commercial Street Phase IV, DHA Karachi.	0213-5885718	Farrukh Ghani Soomro
2	NIB -DHA Phase II	Karachi	Plot No 106-C DHA Phase II, National Highway Near Tooba Apartments, Karachi	0213-5314083	Gazanfar Ali
3	NIB -Kulsoom Court	Karachi	NIB Bank, Kulsoom Court, Near Della Wala, Building, Clifton, Karachi	0213-5837011	Jalal Jamil
4	NIB -Zamzama	Karachi	Zamzama Branch, 18-C, 5th Zamzama Lane, Phase 5, DHA Karachi	0213-5295210	Faiz Ijaz
5	NIB -North Nazimabad	Karachi	SD -12, Bl - 'A' - North Nazimabad, Karachi	0213-6673597	Junaid Mitha
6	NIB -Khyaban e Shahbaz	Karachi	Shop No.2,3,4 C -23, Kh e Saher, Phase-VII, DHA, Karachi	0213-5348772	Moazzam
7	NIB -University Road	Karachi	Plot No. SB -4 Block 13 -B University Road, Gulshan -e-Iqbal, Karachi	0213-4980430	Muhammad Umair Khan
8	NIB -Gulshan-e-Iqbal	Karachi	Plot # FL -2/3 block 6, Improvement scheme No. 24, Gulshan-e-Iqbal, Karachi	0213-4986186	Salman Aslam
9	NIB -DHA 26th Street	Karachi	NIB Bank, 42 C, Sun Centre, 26th Street, Tuheed Commercial Area, DHA Phase V, Karachi	0213-5304163	Omar Abdullah
10	NIB -Saba Avenue	Karachi	Saba Avenue Branch, 8-C Badar Commercial Street # 06, Phase-V Ext DHA, Karachi	0213-5341672	Yousuf Muhammad Farooqi
11	NIB -Business Arcade, Shahra-e-Faisal	Karachi	Business Arcade, Block 6, PECHS, Shahra -e -Faisal, Karachi	0213-4524667	Mudassir Ahmed
12	NIB -Defence Phase I	Karachi	19-C & 21 -C, East Street, Main korangi Road, DHA Phase - I, Karachi	0213-5386881	Ahmed Alvi
13	NIB -Gul Tower	Karachi	Gul Tower, I.I Chundrigar Road, Karachi	0213-5277220	Fasih Uddin
14	NIB -Hyderi Karachi	Karachi	D-14, Block -H, North Nazimabad, Karachi.	021-36643411	Moamer Habib
15	NIB -Zaibunnisa Street Saddar	Karachi	State Life Building # 5, Zaibunnisa Street, Saddar, Karachi	0213-5212102	Mansoor
16	NIB -Malir Colony, Liaquat Market	Karachi	Plot No. G -107/10, Liaquat Market, Malir Colony, Karachi	0213-4117601	Majid Warsi
17	NIB -Stadium Road	Karachi	Shop # 2 & 3, G.F, Plot # SC -45, Chandni Chowk, KDA Sch # 7, Stadium Road, Karachi	0213-4932266	Syed Iqbal Rasheed
18	NIB -DHA Phase II	Lahore	2/1 Block B Guldasth Town Zarah Shaheed Road, Lahore Cantt	0423-6639771	Ali Agha
19	NIB -Jouhar Town E Block	Lahore	Plot # 1, Block E 1, Johar Town, Lahore	0423-5220637	Asad Sheikh
20	NIB -Bharia Town	Lahore	Bharia Town Branch, Commercial Area, Alfalah Plaza, Sector B, Bahria Town Lahore	0423-5341656	Asjad Mir
21	NIB -Gulberg Main Boulevard	Lahore	Old Sanda Road, Sardar Chapel Chock, Bilal Gunj, Lahore	0423-7220005	Babar Ali Peerzada
22	NIB -Z Block DHA Phase III	Lahore	NIB Bank, 38 Z, Commercial Area, Phase III, DHA Lahore	0423-5748865	Fahad Kardar
23	NIB -Model Town	Lahore	Shop No. 10-11 Model Town C Block Commercial Market, Lahore	0423-5915406	Majid Bashir
24	NIB -Davis Road	Lahore	Aftab Centre, 30 Davis Road, Lahore	0423-6286965	Mirza Ali Yar Baig
25	NIB -Model Town Link Rd	Lahore	Plot # 34-B, phase III Govt Employees C.H.S, Model Town Link Road, Lahore	0423-5888303	Noroz Nabi
26	NIB -6-Bank Square	Lahore	6-Bank Square, Shahrah Quaid Azam, Lahore.	0423-7246257	Saleem Mukhtar
27	NIB -Gulberg III	Lahore	83-E-I, Main Boulovard, Gulberg III, Lahore	0423-5756850	Raiz Azhar Sheikh
28	NIB -Gulberg III Affluent	Lahore	NIB Bank, 70 E 1, Hali Road, Gulberg III, Lahore	0423-5756993	Muhammad Ameen
29	NIB -House	Lahore	NIB House, Old Race Course branch, Aiwan E Tijarat Raod, China Chowk, Lahore	042-99203194	Muhammad Waqas Ijaz
30	NIB -New Garden Town	Lahore	10-A Block, New Garden Town, Lahore	0423-5843886	Mansoor Akram
31	NIB -F-8 Markaz	Islamabad	12 & 13, Al -Babar Center, F-8 Markaz, Islamabad	051-2852653	Aamir Rashid Chaudhry
32	NIB - Post Mall	Islamabad	NIB Bank, Post Mall Branch, F 7, Markaz Islamabad	051-2653581	Asim Ikram
33	NIB -I-8	Islamabad	I-8 Markaz MB City Mall Palaza, Islamabad	051-4862271	Muhammad Ebraheem
34	NIB -PWD Employee C.H.S	Islamabad	40B PWD Housing Society, Islamabad highway, Islamabad	051-5957660	M.Nauman-UI-Haq Khawaja
35	NIB -F-10	Islamabad	NIB Bank Ltd, Unit # 1-R, Block 3,4&5, Main Double Road, F-10 Markaz Islamabad	051-2215856	Shiraz Khan Afridi
36	NIB -F-11 Markaz	Islamabad	18-Trade Center Main Double Road, F-11 Markaz Islamabad	051-2107862	Syed Usman Ali Shah
37	NIB -I-10 Markaz	Islamabad	Plot # 3-A, I -10 Markaz, Islamabad	051-2852653	Afzaal Mehmood
38	NIB -Razia Sharif	Islamabad	NIB Bank, Razia Sharif Branch, Blue Area Islamabad	051-2826553	Shaheed Ahmed
39	NIB -Murree Road Saddar	Rawalpindi	Building No.111/10 Murree Road, Saddar Rawalpindi	051-5562944	Faqir Sheryar
40	NIB -Mall Road Branch, Rawalpindi	Rawalpindi	31/3-31/A, The Mall Rawalpindi.	051-5701200	Junaid Waheed
41	NIB -Adyala Road	Rawalpindi	Khasra# 1365/572, Skindar Plaza, Munawar Colony Main Adyala Road, Rawalpindi	051-5948126	Syed Dabeer Ali Hamdani
42	NIB -Regency Arcade	Faisalabad	The Mall, Regency Shopping Arcade, Faisalabad	041-2604875	Aqeel Ahmed
43	NIB -Karkhana Bazar Branch	Faisalabad	Property #122, Khatooni # 1650, Khewat # 1647, Faisalabad	041-2601808	Muddassar Sohail
44	NIB -Liaquat Road	Faisalabad	Plot No. 3, Liaquat Road, Faisalabad	041-2604931	Syed Mazfoor Mohsin Gillani
45	NIB -Millat Road	Faisalabad	Commercial Center # 02 Gulistan Colony Millat Road, Faisalabad	041-8849935	Dilbar Hassan Ch
46	NIB -Hayatabad	Peshawar	B-1 Phase 5, Hayatabad, Peshawar.	091-5825278	Muhammad Ali Khan
47	NIB -Abdali Road	Multan	Plot # 66/9, Abdali Road, Multan	061-4517126	Basharat Ali Siddiqui
48	NIB -Main	Hyderabad	Plot # 53 & 54, Cantt Saddar, Hyderabad	022-2787462	Taneer Hussain kazi
49	NIB -Okara Branch	Okara	Khewat # 50-18, Chak # 1 -A/4-C, M.A. Jinnah Road	0442-550902	Ch M Aslam
50	NIB -Mandi Bahauddin Branch	Mandi Bahauddin	Plot # 7/211, Ward # 7, Mandi Bahauddin	0546-509551	Khawar Nazir
51	NIB -Habib Center	Gujranwala	Al Hameed Center Branch, Opposite Iqbal High School, G.T. Road, Gujranwala	055-9200236	Muhammad Kashif Ahmed
52	NIB -Jhelum City Branch	Jhelum	B-V -112, Resham Plaza, Civil Lines, Jhelum	0544-627286	Awais Khurram
53	NIB -Shahabpura Sialkot	Sialkot	Plot # B-III -8-5-206, Shahabpura, Sialkot	052-3559682	Rajesh Kumar